



Comhairle Cathrach & Contae Phort Láirge  
Waterford City & County Council

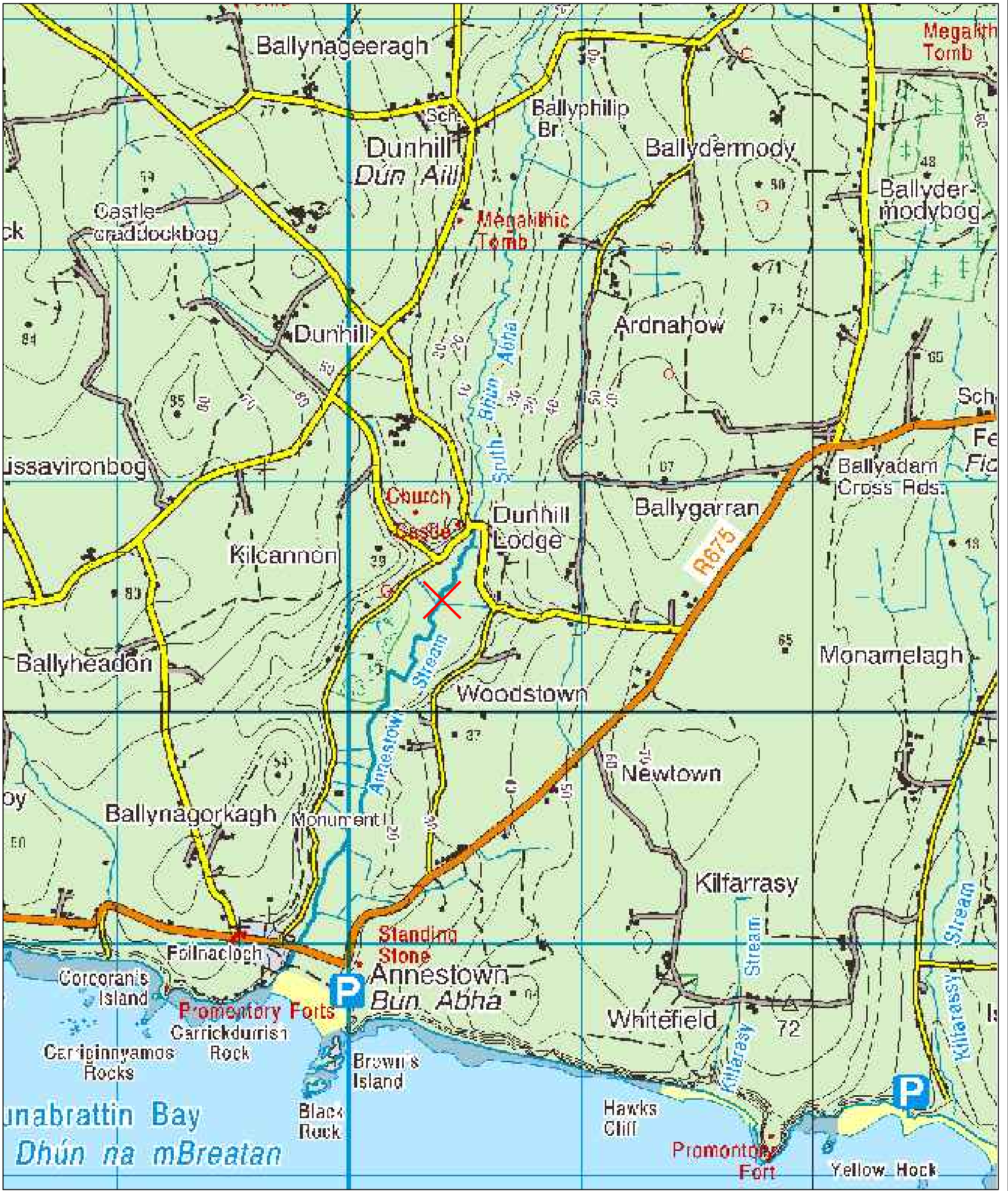
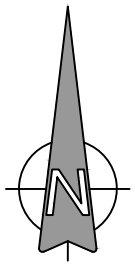
## Anne Valley Walk

### Phase 3 Raising of Walkway

# PART 8 PLANNING DRAWINGS

**ekce**

enda kirwan consulting engineering ltd.

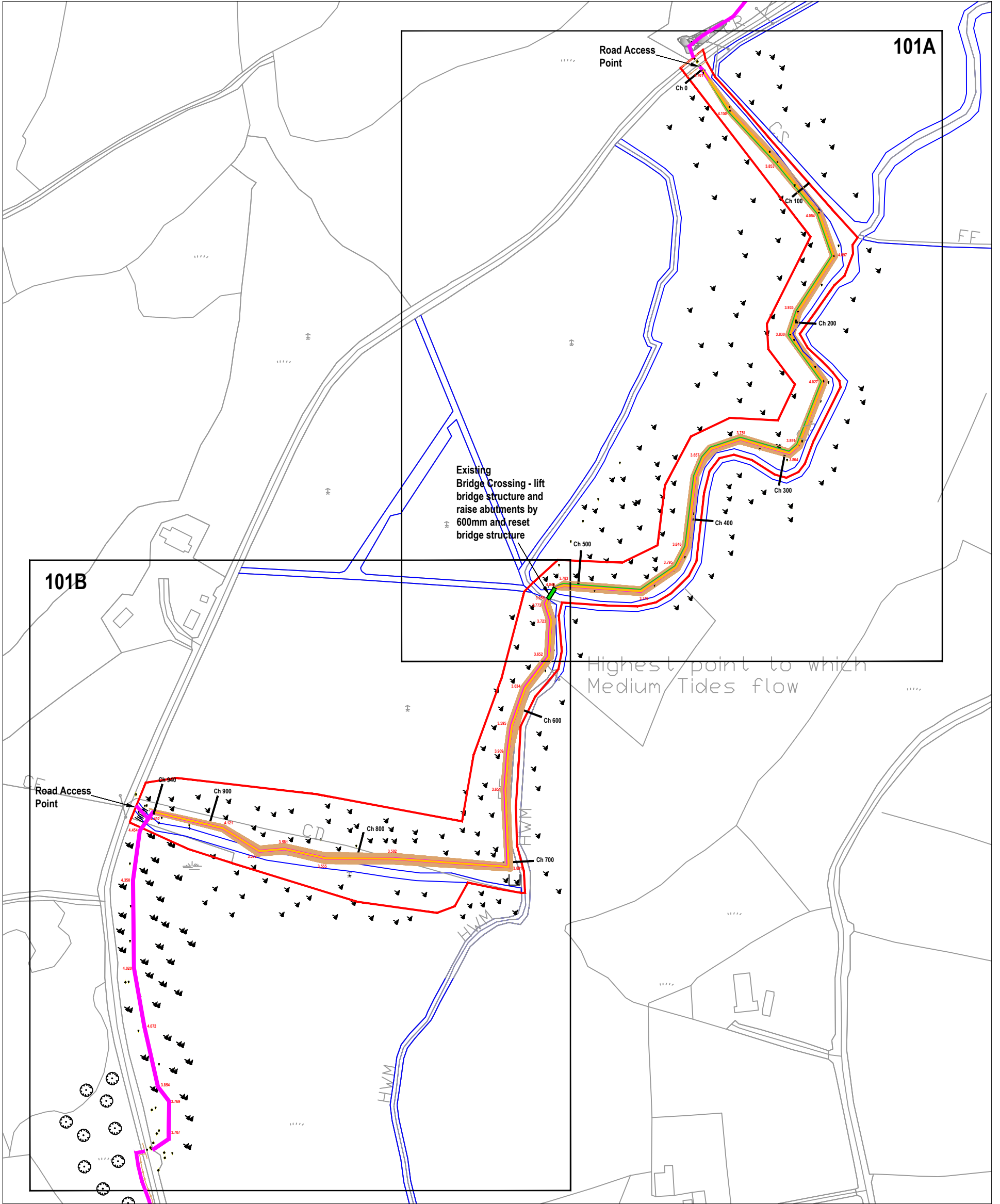
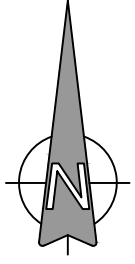


Notes:  
 Site Location

Rev.	Date.	Description.	By.	App.

**ekce**  
 enda kirwan consulting engineering ltd.  
 fruithill, dungarvan, co. waterford  
 tel 058 43963  
 mob 086 2337434  
 email info@ekce.ie  
 web www.ekce.ie

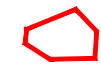



Client:	Waterford City & County Council			
Job:	Anne Valley Walk - Phase 3 Raising of Walkway PART 8 PLANNING			
Drg title:	DISCOVERY MAPPING SITE LOCATION			
Scale:	N.T.S.	Dwg. No.:	200709	Rev.:
Date:	Apr '21	Dwg. No.:	100	Rev.:



649768 E, 599900 N



**Notes:**

-  Site Area = 2.96 Ha
-  Existing walkway to remain
-  940m of existing 2m wide walkway to be raised by on average 850mm (see dwg. 102 for cross section)
-  Raised embankments at 1:2 slopes. Imported 1A suitable fill material

Cross 225mm diameter culvert pipes will be installed where required in order to maintain existing drainage patterns

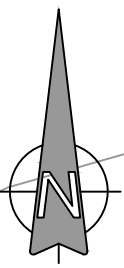
Rev.	Date.	Description.	By.	App.



enda kirwan consulting engineering ltd.

fruithill,  
dungarvan,  
co. waterford  
tel 058 43963  
mob 086 2337434  
email info@ekce.ie  
web www.ekce.ie

Client: Waterford City & County Council		Job: Anne Valley Walk - Phase 3 Raising of Walkway PART 8 PLANNING		Drg title: SITE LOCATION	
Scale: 1:2500 (A3)	Dwg: EK	Job No. 200709	Drg. No. 101	Rev. -	Date: Apr '21



Road Access Point

Ch 0

Ch 100

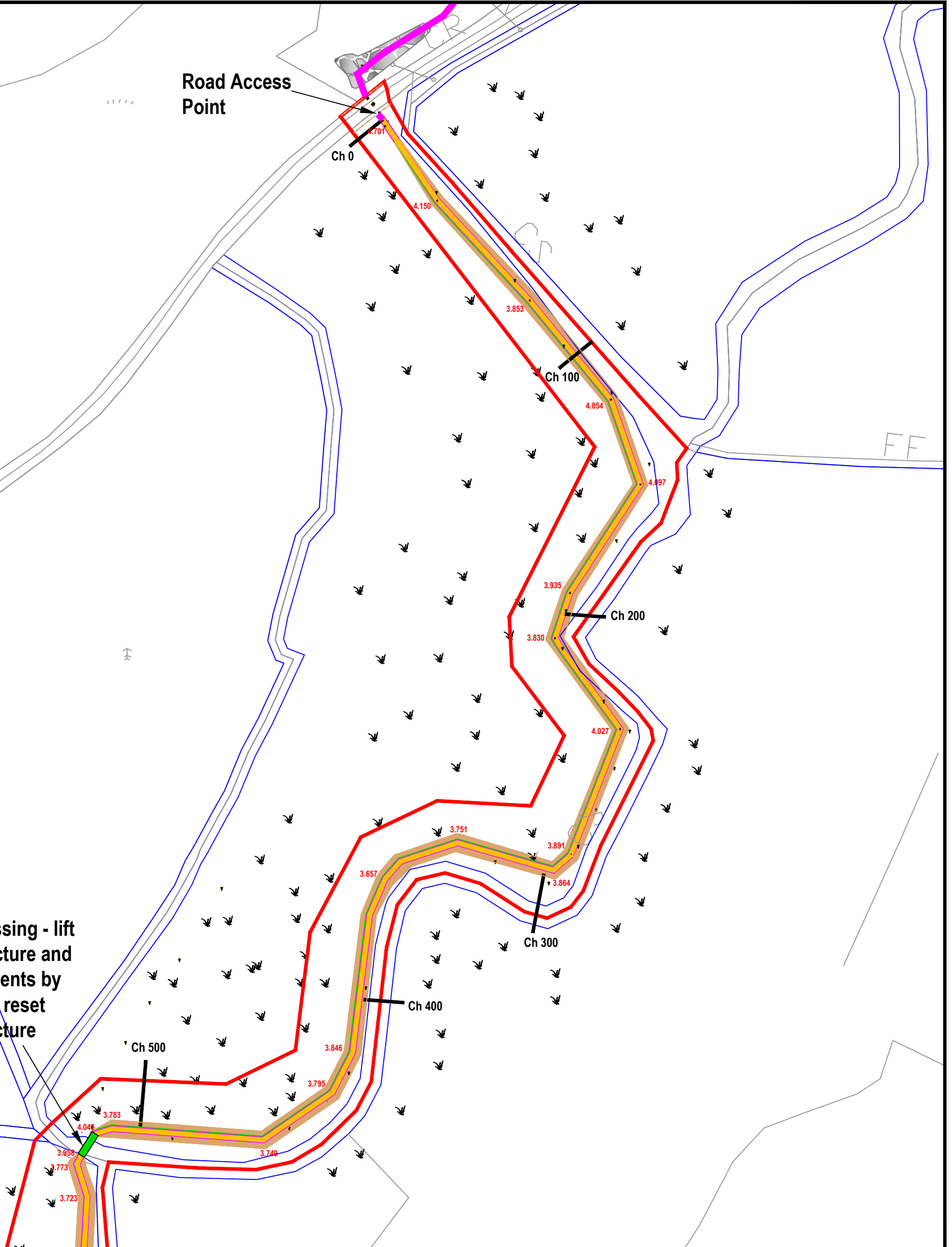
Ch 200

Ch 300

Ch 400

Ch 500

Existing Bridge Crossing - lift bridge structure and raise abutments by 600mm and reset bridge structure



Notes:



Site Area = 2.96 Ha



Existing walkway to remain



940m of existing 2m wide walkway to be raised by on average 850mm (see dwg. 102 for cross section)



Raised embankments at 1:2 slopes. Imported 1A suitable fill material

Cross 225mm diameter culvert pipes will be installed where required in order to maintain existing drainage patterns

Ordnance Survey Ireland Licence No. EN0085516  
© Ordnance Survey Ireland/Government of Ireland

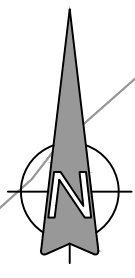
Rev.	Date.	Description.	By.	App.

**ekce**

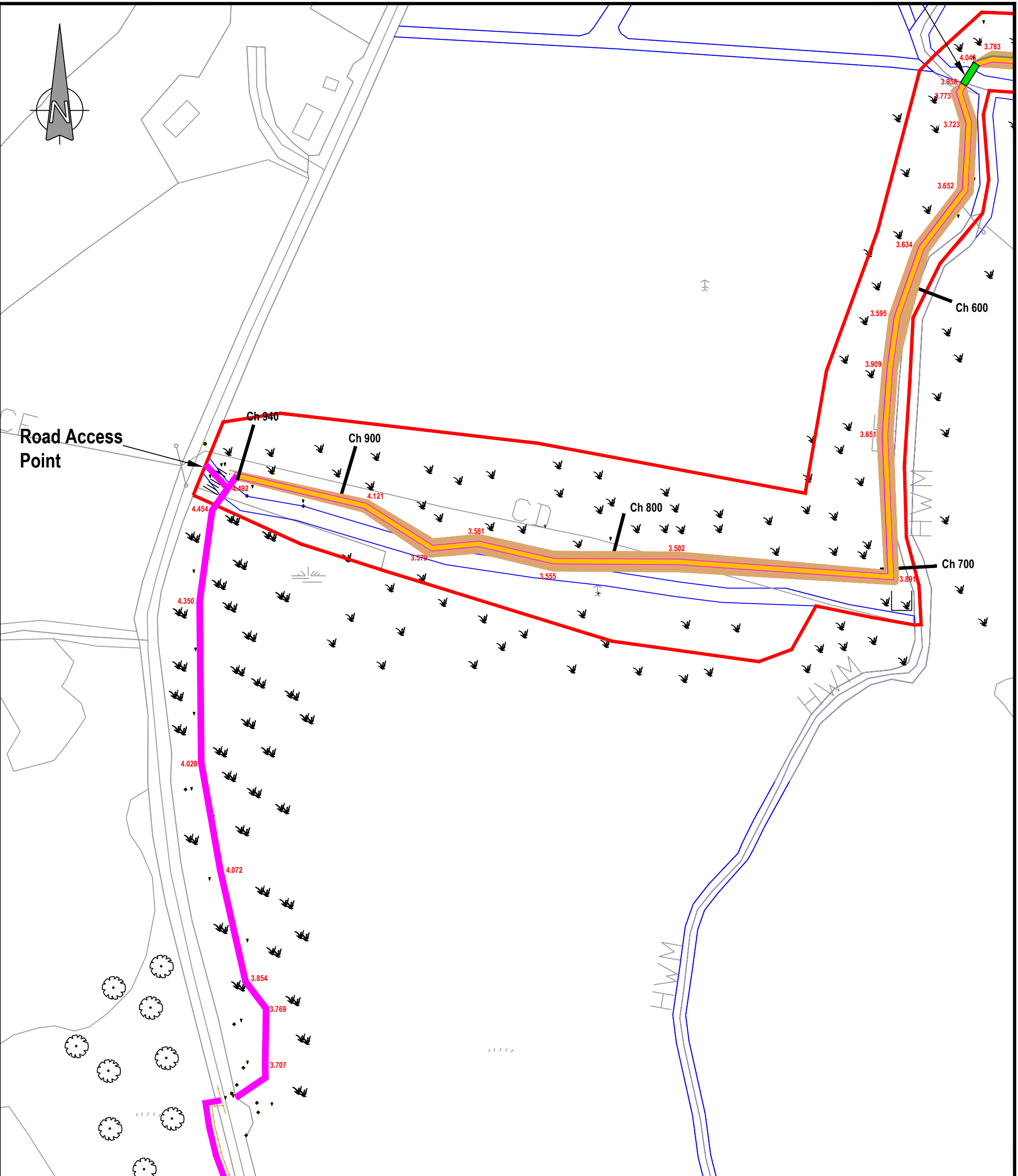
enda kirwan consulting engineering ltd.

fruithill,  
dungarvan,  
co. waterford  
tel 058 43963  
mob 086 2337434  
email info@ekce.ie  
web www.ekce.ie

Client: Waterford City & County Council		Job: Anne Valley Walk - Phase 3 Raising of Walkway PART 8 PLANNING		Drg title: SITE LAYOUT SHEET 1 OF 2	
Scale: 1:1250 (A3)	Dwn: EK	Job No. 200709	Drg. No. 101A	Rev. -	Date: Apr '21



Road Access Point



Notes:

- Site Area = 2.96 Ha
- Existing walkway to remain
- 940m of existing 2m wide walkway to be raised by on average 850mm (see dwg. 102 for cross section)
- Raised embankments at 1:2 slopes. Imported 1A suitable fill material

Cross 225mm diameter culvert pipes will be installed where required in order to maintain existing drainage patterns

Ordnance Survey Ireland Licence No. EN0085516  
© Ordnance Survey Ireland/Government of Ireland

Rev.	Date.	Description.	By.	App.

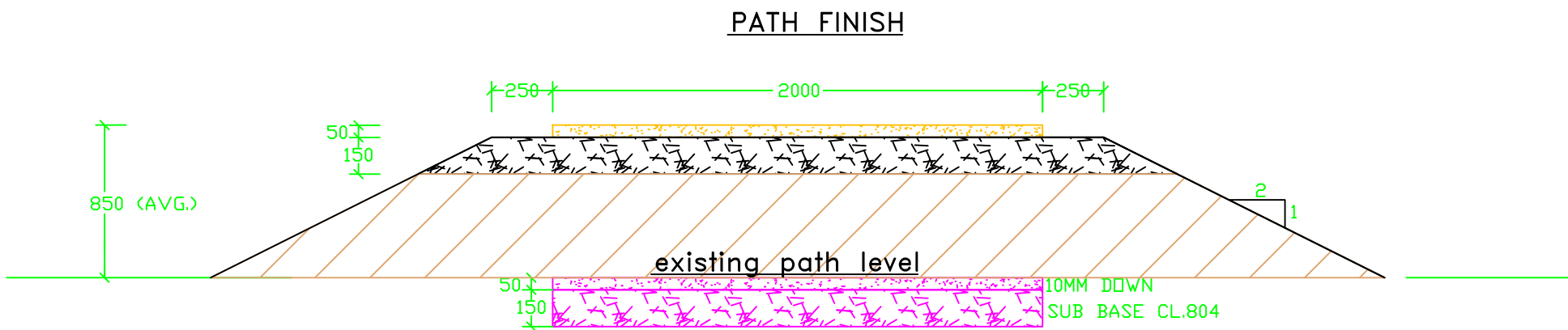
<p>enda kirwan consulting engineering ltd.</p>	<p>fruithill, dungarvan, co. waterford tel 058 43963 mob 086 2337434 email info@ekce.ie web www.ekce.ie</p>
--	---

Client:	Waterford City & County Council
Job:	Anne Valley Walk - Phase 3 Raising of Walkway PART 8 PLANNING
Dwg title:	SITE LAYOUT SHEET 2 OF 2

Scale:	1:1250 (A3)	Dwn:	EK	Job No.	200709	Drg. No.	101B	Rev.	-
Date:	Apr '21	Chk:	EK						



**PATH FINISH:**  
10MM DOWN TO FINISHED LAYER OF 50MM DEEP

**COMPACTED THICKNESS:**  
COMPACTED WITH A 2.5 TONNE ROLLER

**SUB BASE:**  
COMPACTED THICKNESS 150mm (WIDEN TO 250MM BEYOND 2M PATH WIDTH)  
CL.804 AGGREGATE CONSTRUCTED IN LAYERS; COMPACTED WITH A 2.5 TONNE ROLLER.  
COMPACT TO PRODUCE A FIRM, REGULAR SURFACE, STABLE IN USE.

**FILL:**  
SELECTED SUITABLE CLASS 1A (SERIES 600 TII) SELECTED IMPORTED SOIL TO BE LAID AND COMPACTED IN LAYERS  
SIDE SLOPES TO BE AT 1:2



Rev.	Date.	Description.	By.	App.

**ekce**

enda kirwan consulting engineering ltd.

fruihill,  
dungarvan,  
co. waterford  
tel 058 43963  
mob 086 2337434  
email info@ekce.ie  
web www.ekce.ie

Client: Waterford City & County Council				
Job: Anne Valley Walk - Phase 3 Raising of Walkway PART 8 PLANNING				
Drg title: PATH DETAILS				
Scale: 1:50 (A3)	Dwg: EK	Job No. 200709	Drg. No. 102	Rev. -
Date: Apr '21	Chk: EK			